

Course: Fall2021CSCI1010: CSCI1010 Fall21 Theory of Computation-S02
Instructor: Lorenzo De Stefani
TA: Samuel Thomas *
Response Rate: 2/2 (100.00 %)

1 - My teaching assistant (Samuel Thomas):
was consistently prepared.

Response Option	Weight	Frequency	Percent	Percent Responses	Means										
Strongly Agree	(5)	1	50.00%		4.50	4.62	4.57	4.44							
Agree	(4)	1	50.00%												
Neutral	(3)	0	0.00%												
Disagree	(2)	0	0.00%												
Strongly Disagree	(1)	0	0.00%												
N/A	(0)	0	0.00%												
					0	25	50	100							
					Question	Brown University		Division	Department						
Response Rate	Mean	STD	Median	Brown University	Mean	STD	Median	Division	Mean	STD	Median	Department	Mean	STD	Median
2/2 (100.00%)	4.50	0.71	4.50	14231	4.62	0.67	5.00	4709	4.57	0.69	5.00	320	4.44	0.73	5.00

1 - My teaching assistant (Samuel Thomas):
effectively engaged students (e.g. encouraged student participation; was responsive to questions; offered opportunities for discussion in pairs or small groups).

Response Option	Weight	Frequency	Percent	Percent Responses	Means										
Strongly Agree	(5)	1	50.00%		4.50	4.56	4.52	4.35							
Agree	(4)	1	50.00%												
Neutral	(3)	0	0.00%												
Disagree	(2)	0	0.00%												
Strongly Disagree	(1)	0	0.00%												
N/A	(0)	0	0.00%												
					0	25	50	100							
					Question	Brown University		Division	Department						
Response Rate	Mean	STD	Median	Brown University	Mean	STD	Median	Division	Mean	STD	Median	Department	Mean	STD	Median
2/2 (100.00%)	4.50	0.71	4.50	14162	4.56	0.73	5.00	4686	4.52	0.76	5.00	321	4.35	0.82	5.00

1 - My teaching assistant (Samuel Thomas):
was responsive to students (e.g. was available during office hours; was responsive to questions; was responsive to requests to meet).

Response Option	Weight	Frequency	Percent	Percent Responses	Means										
Strongly Agree	(5)	1	50.00%		4.50	4.63	4.59	4.43							
Agree	(4)	1	50.00%												
Neutral	(3)	0	0.00%												
Disagree	(2)	0	0.00%												
Strongly Disagree	(1)	0	0.00%												
N/A	(0)	0	0.00%												
					0	25	50	100							
					Question	Brown University		Division	Department						
Response Rate	Mean	STD	Median	Brown University	Mean	STD	Median	Division	Mean	STD	Median	Department	Mean	STD	Median
2/2 (100.00%)	4.50	0.71	4.50	14211	4.63	0.67	5.00	4700	4.59	0.68	5.00	321	4.43	0.80	5.00



1 - My teaching assistant (Samuel Thomas):
made content clear and understandable.

Response Option	Weight	Frequency	Percent	Percent Responses	Means										
Strongly Agree	(5)	1	50.00%		4.00	4.53	4.48	4.38							
Agree	(4)	0	0.00%												
Neutral	(3)	1	50.00%												
Disagree	(2)	0	0.00%												
Strongly Disagree	(1)	0	0.00%												
N/A	(0)	0	0.00%												
					0	25	50	100							
					Question	Brown University		Division	Department						
Response Rate	Mean	STD	Median	Brown University	Mean	STD	Median	Division	Mean	STD	Median	Department	Mean	STD	Median
2/2 (100.00%)	4.00	1.41	4.00	14190	4.53	0.77	5.00	4695	4.48	0.80	5.00	319	4.38	0.83	5.00

Course: Fall2021CSCI1010: CSCI1010 Fall21 Theory of Computation-S02
Instructor: Lorenzo De Stefani
TA: Samuel Thomas *
Response Rate: 2/2 (100.00 %)



1 - My teaching assistant (Samuel Thomas):

provided clear feedback on assignments that improved my learning.

Response Option	Weight	Frequency	Percent	Percent Responses	Means															
Strongly Agree	(5)	1	50.00%		4.50	4.51	4.48	4.35	Question			Brown University			Division			Department		
Agree	(4)	1	50.00%																	
Neutral	(3)	0	0.00%																	
Disagree	(2)	0	0.00%																	
Strongly Disagree	(1)	0	0.00%																	
N/A	(0)	0	0.00%																	
					0	25	50	100												
Response Rate	Mean	STD	Median	Brown University	Mean	STD	Median	Division	Mean	STD	Median	Department	Mean	STD	Median					
2/2 (100.00%)	4.50	0.71	4.50	14180	4.51	0.82	5.00	4687	4.48	0.82	5.00	318	4.35	0.84	5.00					

1 - My teaching assistant (Samuel Thomas):

Overall, I rate this teaching assistant as effective.

Response Option	Weight	Frequency	Percent	Percent Responses	Means															
Strongly Agree	(5)	1	50.00%		4.50	4.58	4.55	4.42	Question			Brown University			Division			Department		
Agree	(4)	1	50.00%																	
Neutral	(3)	0	0.00%																	
Disagree	(2)	0	0.00%																	
Strongly Disagree	(1)	0	0.00%																	
N/A	(0)	0	0.00%																	
					0	25	50	100												
Response Rate	Mean	STD	Median	Brown University	Mean	STD	Median	Division	Mean	STD	Median	Department	Mean	STD	Median					
2/2 (100.00%)	4.50	0.71	4.50	14130	4.58	0.71	5.00	4682	4.55	0.72	5.00	318	4.42	0.78	5.00					

2 - What has been particularly effective about Samuel Thomas's approach to teaching in this course?

Response Rate 1/2 (50%)

- Made the challenging material very approachable. Was willing to have conversations about the material and walk through proofs to get the language right. I am sure I would not have been able to excel in the course without him!

3 - What specific advice would you have for Samuel Thomas about changes that would enhance your learning?

Response Rate 1/2 (50%)

- More confidence when lecturing! He made content during TA hours so accessible :)